



PRODUCT SPECIFICATION

GENERAL

FINISH:	Black	CABLE LENGTH:	Not Applicable
MAIN MATERIAL:	Metal - Mild Steel	GROSS WEIGHT:	2.87 (kg)
DIMENSIONS:	H:350mm W:160mm D:100mm	CLASS:	CE (Class I)
INSTALLATION ORIENTATION:	Wall Mount - Vertical	IP RATING:	IP44
CUT OUT HOLE:	Not Applicable	BATHROOM ZONE:	Not Applicable
RECESS DEPTH:	30mm/1.18"	VOLTAGE:	Mains 230 (V)
FIRE RATING:	Not Applicable	PRODUCT F MARK:	Suitable for mounting on flammable materials

LAMP

LIGHT SOURCE:	E27 / ES	MACADAM ELIPSE:	Not Applicable
MAXIMUM WATTAGE:	60W Max	UGR:	Not Applicable
MAXIMUM LAMP LENGTH:	200 (mm)	BEAM ANGLE:	Not Applicable
LAMP INCLUDED?	No	TILT ADJUSTMENT ANGLE:	Not Applicable
LUMINOUS FLUX:	Lamp Dependent	ROTATION ADJUSTMENT ANGLE:	Not Applicable
COLOUR TEMP:	Lamp Dependent	AVERAGE LIFESPAN:	Lamp Dependent
CRI:	Lamp Dependent	L70:	Not Applicable
R9:	Lamp Dependent		

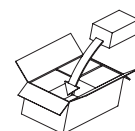
ELECTRICAL

SWITCHED:	No	SUPPLY FREQUENCY:	Not Applicable
DIMMABLE:	Yes	DRIVER / BALLAST VOLTAGE:	Not Applicable
DIMMING METHOD:	Lamp Dependent	DRIVER AVERAGE LIFESPAN:	Not Applicable
DRIVER OUTPUT CURRENT:	Not Applicable	EFFICACY:	Lamp Dependent
DRIVER OUTPUT VOLTAGE:	Not Applicable	DRIVER / BALLAST INCLUDED?	Not Applicable

ADDITIONAL INFORMATION

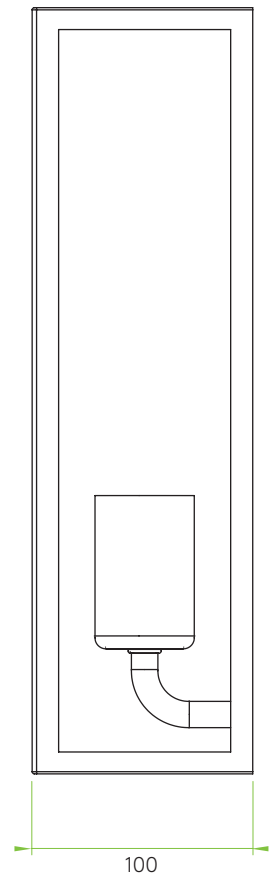
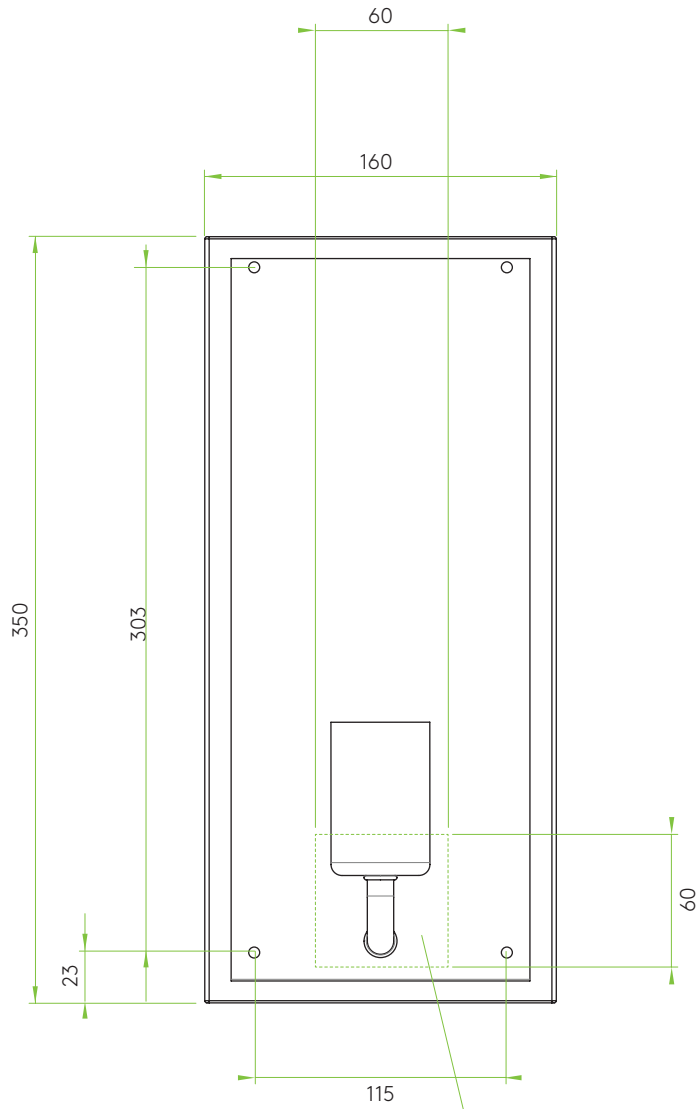


 1000 HOURS SALT-SPRAY TESTED



BOX QUANTITY X 6

PRODUCT ELEVATIONS



Recess in wall for Terminal Block 60x60x30mm